

Q4 2018 Dublin Airport Quality of Service Monitoring, 1 February 2019

This report evaluates the performance of Dublin Airport in Q4 2018 in relation to the quality of service standards that we set in the 2014 Determination.

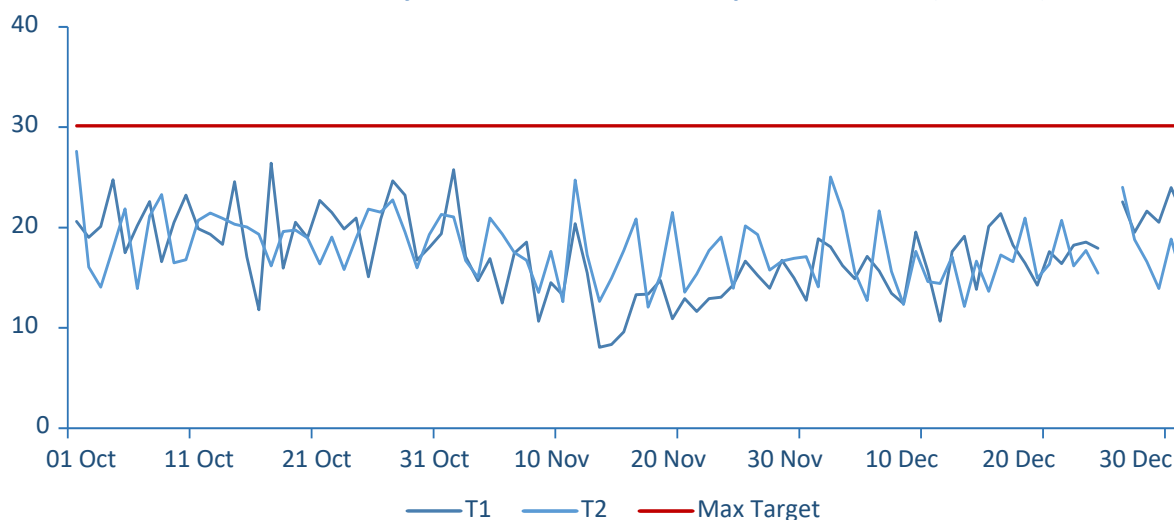
A total of 12 targets are monitored, including security queue wait times, baggage handling facilities and passenger survey results.

Dublin Airport met all targets in Q4 2018.

In relation to the annual performance of 2018, Dublin Airport did not meet 4 daily security queue targets. There will be a reduction in the 2018 price cap of 0.20% based on these results. This means that Dublin Airport will collect about €600,000 less in aeronautical revenues.

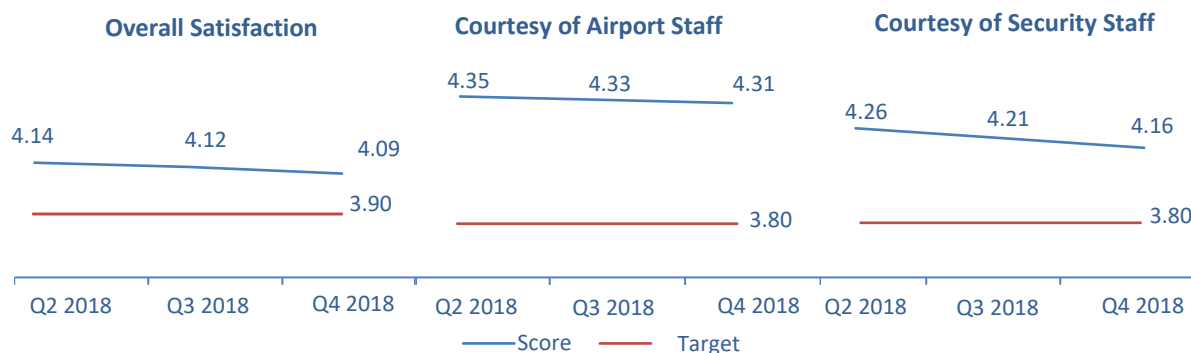
Measures Collected by Dublin Airport - during hours of operation-	Results Q4 2018	Results Q1-3 2018	Target	Revenue at Risk	2018 Price Cap Reduction
Security queue wait time Number of days passengers queue for more than 30 minutes at security.	0 day	4 days	0 days	1.5%	0.20%

Maximum Security Queue Time at Dublin Airport in Q4 2018 (minutes)

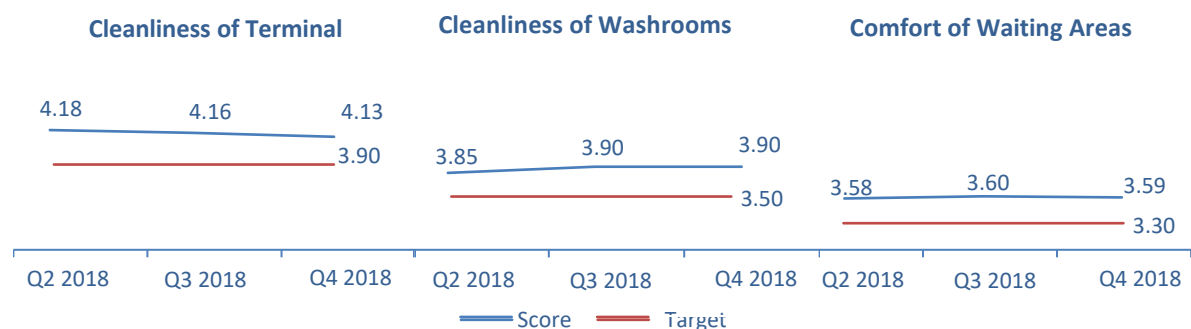


Measures Collected by Dublin Airport - during hours of operation-	Results Q4 2018	Results Q1-3 2018	Target	Revenue at Risk	Price Cap Reduction
Out-bound baggage handling Percentage of time that the out-bound baggage handling system is unavailable for more than 30 minutes.	0%	0%	0%	0.75%	-
In-bound baggage handling Percentage of time that the in-bound baggage handling system is available.	99.9%	99.9%	99%	0.25%	-

Passenger Survey at Dublin Airport - collected by ACI -	Results Q4 2018	Results Q3 2018	Target	Revenue at Risk	Price Cap Reduction
Overall satisfaction	4.09	4.12	3.90 / 5	0.25%	-
Courtesy, helpfulness of airport staff	4.31	4.33	3.80 / 5	0.10%	-
Courtesy, helpfulness of security staff	4.16	4.21	3.80 / 5	0.15%	-



Cleanliness of airport terminal	4.13	4.16	3.90 / 5	0.25%	-
Cleanliness of washrooms / toilets	3.90	3.90	3.50 / 5	0.25%	-
Comfort of waiting / gate areas	3.59	3.60	3.30 / 5	0.25%	-



Ease of way finding through airport	4.21	4.25	3.90 / 5	0.25%	-
Flight information screens	4.27	4.28	3.90 / 5	0.25%	-
Internet / Wi-Fi	4.01	4.03	3.10 / 5	0.25%	-

